

Euroflood



EF 15

Also in white version (WH) available.



A set of three floodlights for outdoor installation, available with symmetric or asymmetric beam for 70W to 600W high-pressure sodium or metal halide lamps.

Body: black fibreglass-reinforced engineering polymer thermoplastic. The lamp operating components are mounted on a removable galvanised steel plate located in the bottom of the insulated wiring box.

Reflector: 99.85% pure anodised ($s = 6-8\mu$) and polished aluminium with hammered finish for wide beam version and with polished finish for narrow beam version.

Cover glass: 5 mm thick (3 mm in case of EF 15) clear tempered glass. The visor is mounted on a black technopolymer frame hinged to the bottom of the body and fixed by retractable clips made from stainless steel. A silicone gasket is fitted between the body and frame.

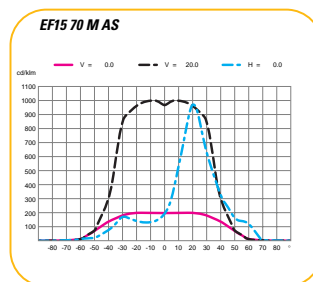
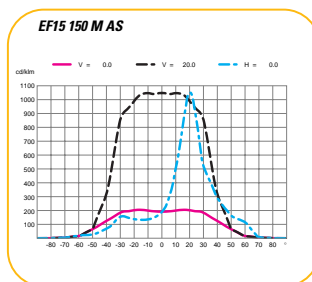
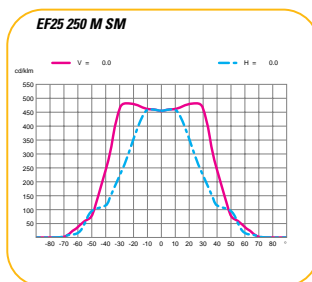
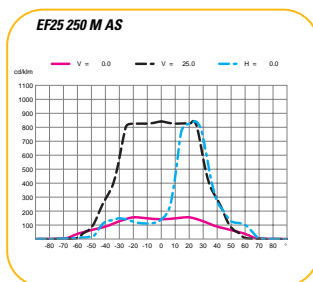
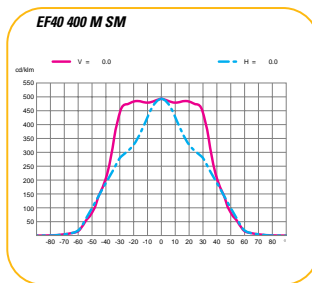
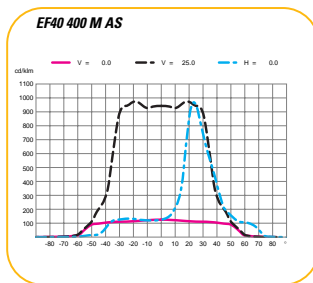
Lampholder: porcelain socket and anti-unscrew device on E27 and E40 versions; steatite cap type on Rx/s versions.

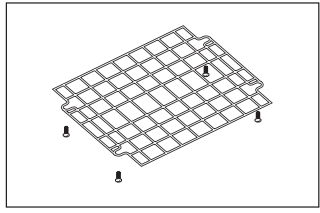
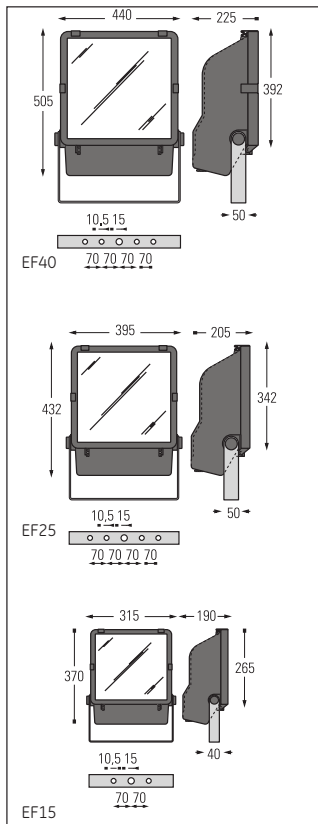
Electrical supply: direct access to terminal block and cable-clamp set in the wiring box recessed into the back of fitting; PG 13.5 cable-gland. Wiring box is sealed by a cover fixed with 4 self-threading screws.

Installation: by means of zinc plated steel stirrup (of 5 mm for EF 25 and EF 40 types; of 4 mm for EF 15 types) with aiming degree indicator on both sides.

ACCESSORIES

Wire guard: electro-welded galvanised steel wire, fixed to the frame with self-tapping screw.





| Type | Lamp | Weight (kg) | Pack Qty. Box | Pallet | Product Code |
|---------------|---------------------|-------------|---------------------------------|--------|--------------|
| EF 40 | Class: IP 65 | 230V 50Hz | CEI 34.21 / EN 60598-1, IEC 598 | | |
| EF40 250 S AS | LU250/T/40 | 10,9 | 1 | 8 | 33714 |
| EF40 250 S SM | LU250/T/40 | 10,9 | 1 | 8 | 33716 |
| EF40 250 M AS | ARC250/T/H/742/E40 | 11,0 | 1 | 8 | 33723 |
| EF40 250 M SM | ARC250/T/H/742/E40 | 11,0 | 1 | 8 | 33730 |
| EF40 400 M AS | ARC400/T/H/742/E40 | 12,1 | 1 | 8 | 33738 |
| EF40 400 M SM | ARC400/T/H/742/E40 | 12,1 | 1 | 8 | 33740 |
| EF40 400 S AS | LU400/T/40 | 12,1 | 1 | 8 | 33731 |
| EF40 400 S SM | LU400/T/40 | 12,1 | 1 | 8 | 33734 |
| EF40 600 S SM | LU600/HO/T/40 | 13,9 | 1 | 8 | 33743 |

Complete with lamp.

| Type | Lamp | Weight (kg) | Pack Qty. Box | Pallet | Product Code |
|---------------|---------------------|-------------|---------------------------------|--------|--------------|
| EF 25 | Class: IP 65 | 230V 50Hz | CEI 34.21 / EN 60598-1, IEC 598 | | |
| EF25 150 S AS | LU150/T/40 | 8,40 | 1 | 16 | 33697 |
| EF25 150 S SM | LU150/T/40 | 8,40 | 1 | 16 | 33698 |
| EF25 250 S AS | LU250/T/40 | 9,50 | 1 | 16 | 33704 |
| EF25 250 S SM | LU250/T/40 | 9,50 | 1 | 16 | 33705 |
| EF25 250 M AS | ARC250/T/H/742/E40 | 9,50 | 1 | 16 | 33710 |
| EF25 250 M SM | ARC250/T/H/742/E40 | 9,50 | 1 | 16 | 33713 |

Complete with lamp.

| Type | Lamp | Weight (kg) | Pack Qty. Box | Pallet | Product Code |
|--------------|----------------------|-------------|---------------------------------|--------|--------------|
| EF 15 | Class: IP 65 | 230V 50Hz | CEI 34.21 / EN 60598-1, IEC 598 | | |
| EF15 70 M AS | ARC70/TD/742/RX7S | 5,80 | 1 | 30 | 33691 |
| EF15 150 M | ASARC150/TD/742/RX7S | 7,10 | 1 | 30 | 33695 |
| EF15 70 S AS | LU70/90/T12/27 | 5,80 | 1 | 30 | 33690 |
| EF15 100 M | ASM XR100/UJ/27 | 6,20 | 1 | 30 | 33692 |

Complete with lamp.

| Type | Lamp | Weight (kg) | Pack Qty. Box | Pallet | Product Code |
|--------------|---------------------------|-------------|---------------------------------|--------|--------------|
| EF 15 | Class: IP 65 | 230V 50Hz | CEI 34.21 / EN 60598-1, IEC 598 | | |
| EF15 70 W | CMH70/TD/UVC/942/Rx7s | 5,80 | 1 | 30 | 38972 |
| EF15 150 W | CMH150/TD/UVC/942/Rx7s-24 | 7,10 | 1 | 30 | 38973 |

Complete with lamp.

AS = Asymmetric SM = Symmetric M = Metal Halide Lamp S = High-Pressure Sodium Lamp W = White

| Type | Description | Weight (kg) | Pack Qty. Box | Product Code |
|--------------------|---------------------|-------------|---------------|--------------|
| Accessories | | | | |
| EF | | | | |
| EFG 15 | Wire guard for EF15 | 0,18 | 1 | 34090 |
| EFG 25 | Wire guard for EF25 | 0,28 | 1 | 34092 |
| EFG 40 | Wire guard for EF40 | 0,34 | 1 | 34094 |

| Type | Description | Weight (kg) | Pack Qty. Box | Product Code |
|--------------------|----------------------------|-------------|---------------|--------------|
| Spare parts | | | | |
| EF | | | | |
| EFV 15 | Front cover glass for EF15 | 0,80 | 1 | 34232 |
| EFV 25 | Front cover glass for EF25 | 0,90 | 1 | 34240 |
| EFV 40 | Front cover glass for EF40 | 0,97 | 1 | 34638 |